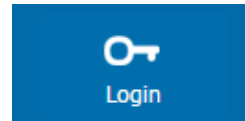


1 Visit: library.wrdsb.ca on any device with an internet connection.

At home? Select **Login**.



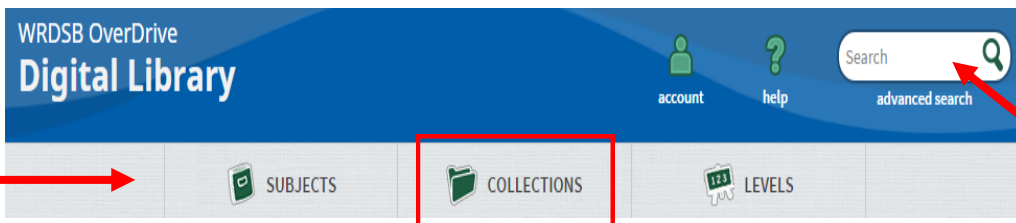
2 Select the OverDrive icon.



3 Login with PAL.
(staff/student login)

4 Browse for eBooks, Audiobooks, Streaming Video, & Read-Alongs.


Search by **Subjects, Collections, or Reading Levels**



Search by **Title or Author**

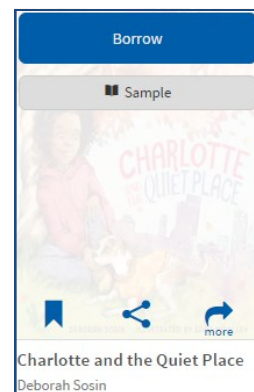
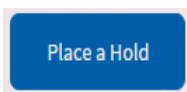
5 Borrow a book.

Scroll over book. Select **Sample** to read beginning of story.


Select  for information about the book.

Select **Borrow** to take out the book.

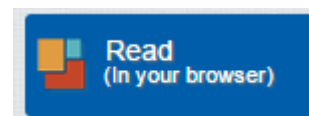
If the book is taken, select "Place a Hold".



6 Visit your account to see Checkouts, Holds, to return books early, & more.



Select **Read** to begin!



Need more Help? Select the Help icon.

